



Unifreight Forwarding V5.0

Release Notes

Copyright Notice

Unifreight Version 5.0. This edition published 2010.

Copyright © 2010 by Amital Data Ltd. All rights reserved. Unifreight is a trademark of Amital Data Ltd. Other brand and product names are trademarks or registered trademarks of their respective holders.

This document contains proprietary information which is protected by copyright. No part of this document may be photocopied, reproduced, or translated without the prior consent of Amital Data Ltd.

The information in this document is subject to change without prior notice and does not represent a commitment on the part of Amital Data Ltd. Amital Data Ltd. assumes no responsibility for any errors that may appear in this document.

Amital Data Ltd. products are continually improved and enhanced: therefore, the product features depicted in this document are subject to design change at any time.

Document: Rev. 1, April 10, 2010


Table of Contents


ABOUT THE RELEASE NOTES	6
IMPORT MODULE.....	7
DEMURRAGE.....	7
SHIPPING ORDERS (SHO) AND PURCHASE ORDERS (PO).....	7
AGENT CHARGES.....	7
ENTRY OF FILE DOCUMENTS.....	8
IMPROVEMENT IN CONNECTING FILE TO CUSTOMS FILE	8
CANCELING PROFIT CLOSURE.....	8
SERVICE TYPES.....	8
CHANGES IN THE ALL-IN FEATURE.....	8
QUERIES	8
REPORTS AND FORMS	9
EXPORT MODULE	9
INLAND DELIVERY.....	9
DEFAULT TELEPHONE.....	10
OPEN JOBS QUERY.....	10
FILE OPEN PAYABLE REPORT	10
THE FILE PROFIT REPORT	10
CLASS NUMBER.....	10
OCEAN EXPORT	10
AIR EXPORT	12
INFRASTRUCTURE.....	13
PREDEFINED ATTACHMENTS TO MAIL MESSAGES	13
PREVIEW OF SET PRINTOUTS.....	13
SERVICE FOR DELETE OPERATIONS.....	13
GENERAL FEATURES.....	14
NEW GRAPHIC DESIGN	14
GSA MODULE	14
QUOTATIONS MODULE	14
TARIFF CHECK FCL.....	14
CLIENT BALANCE	14
IMPROVEMENTS IN DISTRIBUTION LISTS	15
CONTAINER CONTROL	15
ACCOUNT MANAGEMENT	15
TARIFFS	15
ACCOUNTING.....	16
INSTRUCTIONS	16
AGENT TRANSACTIONS.....	16

About the Release Notes

This Release Notes document describes the novelties, changes and enhancements that were introduced in Versions 5.0 of Unifreight Forwarding. It is organized according to Unifreight modules.

The following icons have been used in the document:

 **Add-On** Indicates an Add-On feature that has to be purchased separately. For a price quotation, please refer to Amital Data.

 **Custom** Indicates a feature that needs to be customized. For a price quotation, please refer to Amital Data.

Import Module

Demurrage

Demurrage Query

The following search fields have been added to the selection dialog box of the Demurrage Query (AI25):

- No Return Date Only – for retrieving files that have no return date.
- Without Dem Invoice – for retrieving files that have not yet been invoiced for demurrage days.

Printing Demurrage Invoice via the Form Generator

The new Form Generator can be used to generate demurrage invoices and send them to customers in PDF format.



Shipping Orders (SHO) and Purchase Orders (PO)

Connecting File to SHO

New fields have been added to the SHO Connect dialog box for searching shipping orders according to Gateway, PO number, and Origin Country.

Handling Containers in SHO

It is now possible to enter container details while handling SHOs for ocean import shipments, including the container number, container type, package type and quantity.

Instructions

A new view place has been added to Instruction definitions: connecting import file to SHO. Instructions that are defined with this view place will be displayed when activating the SHO Connect dialog box.

Agent Charges

A new feature has been added to the Agent Charges dialog box: Marking a Prepaid service transfers it to Billing Entry, so that the service amount can be included in the agent invoice.

A total line has been added to the Agent Charges dialog box to present the total amount of all displayed expenses.

Entry of File Documents

A new option (AI27) has been developed for entering file documents that have been delivered to relevant parties, by file or airwaybill/bill of lading.



Improvement in Connecting File to Customs File

While connecting a customs file to an import file, the system now displays a list of all the matching files. The list includes data such as the customer name in order to help the user choose the right file.



Canceling Profit Closure

It is now possible to reverse a Profit Closure operation performed for a job, and restore it for current operation.

The Open Jobs (AI3) query can be used to retrieve jobs that have been restored after profit closure, by choosing the status “Reopened Jobs” in the search field Job Account Status.

Service Types

A new Proportional Division option – freight - has been added to the Service Types table. With this option, profit share calculations for this service will be based on distribution according to profit from freight.

Changes in the All-In Feature

In the case of a full container in a file, if the tariff contains an All In Group definition, the relevant details will appear in the file according to the definition in the tariff.

Queries

Import Files Web Query

The web query that provides access to import files now contains a new column displaying the last status of a file with comments from the Follow Up option. The displayed data can be exported to Microsoft Excel.

SCM Web Query

The following improvements have been introduced to the SCM web query:

- When there is no order date, the system displays the order date from the corresponding file.

- When the customs file number appears in the Customs File column, double-clicking the link displays that customs file.

File Query

A new search field – Vessel – has been added to the Advanced part of the selection dialog box of the File Query, for retrieving files by vessels.

The search field Referent has been moved from the Advanced part to the main selection dialog box.

The option Drop Shipment has been added for selection in the search field Query Type. This option is used to display the port of origin, the destination port and the last status.

Reports and Forms

File Report

A new column – Container Type – has been added to the File Report (AIR2), so that container details in a file can be displayed by container type, each type on a separate line.

Invoice Services Report

In the Invoice Services Report (AIR12), ATA Date has been added to the list of fields to appear in the Excel format.

Improvements in the Job Report

Improvements have been introduced to the Job Report (AIR1). It is now possible to retrieve jobs with open balances, which are ready for Profit Closure.

New Menu for Special Reports

The special reports of the Import Module are now organized in a new menu: AIRS – Air/Ocean Import Special Reports.

Custom tailored reports have been moved from the AIR menu to the AIRS menu.

Export Module

Inland Delivery

A new module has been developed for inland transportation – Inland Delivery – and it has been integrated with the Air and Ocean Export modules. This module is used to handle transportation of shipments from the time of pick up until delivery to warehouse or port.

The Inland Delivery module replaces the Pick Up option from the File OP Center. It provides the ability to handle tariffs for receivable and payable service types, via the new tariffs system.



Default Telephone

A new field has been added to the Account Management dialog box (AC1) for entering a telephone contact number, which will appear by default in the Dangerous Goods window in an order.

Open Jobs Query

Improvements have been introduced to the Open Jobs Query (AE11, OE11). The query enables users to display jobs for which Profit Closure has been performed, jobs that are ready for profit closure, and those that have been closed and still have an open balance.

File Open Payable Report

The new report File Open Payable (AER16, OER16) displays the pricing details (WIP) of service types as compared to amounts from agent invoices, and the difference between them.

The File Profit Report

A new column – Exporter Section Code – has been added to the Excel format of the File Profit Report (AER9, OER9).

Class Number

The Class No. field in the Commodity and Dangerous Goods tables has been extended to 4 characters.

Ocean Export

Clearance By/Delivery By

Two fields have been added to the More dialog box of the ocean export file - Clearance By and Delivery By, for entering the agent and the party abroad performing the clearance. These fields also appear in the Follow Up dialog box so that the user can check with these parties that the shipment has been cleared.

Exporter Reference

The option Agent HBL has been added to the Exporter Reference field in the General dialog box of the ocean export file, for entering the agent's bill of lading number as a reference.

Close Without Check

The new option Close Without Check in the Options menu of the File OP Center allows an authorized user to close a file without performing the checks.

CMR Form

The CMR form has been developed for the inland carrier. It is mainly intended for exporters in the agriculture sector.

Remarks in Shipping Declaration

The Remarks field in the file, which is printed in the Shipping Declaration, has been enlarged so that longer text can be entered. The remarks area on the Shipping Declaration has also been enlarged.

Instruction for Checking Number of Packages

A new view place has been added to Instruction definitions: while printing a Shipping Declaration, users can check the number of packages that appear in the file as compared to the number of packages in the order connected to the file.

Agent Section in Statistics

A new search field has been added to the selection dialog box of the File Statistics Query for retrieving information by Agent Section. Agents are associated with sections via Account Management (AC1).

Cost Tariffs

Cost tariffs have been connected to disbursement service types in the Payable part of the Billing Entry dialog box in a file.



Payments

While entering a payment from a shipping company, double-clicking the Vendor field for selecting a vendor displays only the list of shipping companies for user convenience.

External Storage Close

The External Storage Close option in the Storage OP Center (in the Options menu) is used to close a storage so that the container numbers can be reused.

Calculating Voyage Legs in a Booking

The system has the ability to provide dates of arrival to destinations, already at the booking stage. The arrival times to all destinations in a voyage can be calculated.



Files with Canceled Status

The “Close without Canceled” option has been added to the search field Operational Status in the selection dialog box of the following reports: Files (OER1), Invoice Charges (OER4), File Profit (OER9), Open Files (OER19), Shipping Agent Commission (OER26). This option serves to retrieve files that have been closed, excluding the canceled files (Status=Canceled).

Files Report

The TEU column has been added to the Excel format of the Extended File Report (OER1).

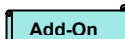
Orders in Canceled Status

The option “Close without Canceled” option has been added to the search field Status in the selection dialog box of the Order Query (OEO2). This option serves to retrieve orders that have been closed, excluding the canceled orders (Status=Canceled).

Air Export

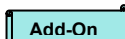
Jobs in Work Query

The Jobs in Work option displays a worksheet for open jobs, from the time they are opened and until departure. This worksheet compares the actual weight to the weight in bookings and displays the difference between them. It also contains the actual volume, the volume in the bookings, and the difference between them. The worksheet includes the booking status and information regarding storage and customs in the files connected to the jobs.



Flight Schedules from OAG

A web application has been developed for searching and managing flight information, based on the flight schedule of the OAG company.



Statistics

The search field Incoterms has been added to the selection dialog box of the File Statistics option.

Sending the Pick Up Report to Vendor Contacts

The Pick Up report can be sent to the contacts of the relevant vendor.

Infrastructure

Predefined Attachments to Mail Messages

It is now possible to define for a message in the Messages Library, that a document stored via the Document Management system will be automatically attached to it every time that message is sent.

Preview of Set Printouts

Each report in a set of reports (Group print option) can be viewed in Preview mode.

Service for Delete Operations

A new service has been developed for deleting temporary files such as those in the Workdir folder, old data and tasks that have already been handled, according to a predefined scheduled.

General Features

New Graphic Design

Unifreight Version 5.0 is supplied with new design features that provide the user with better graphic functionality and control of the user interface elements. Some of the improvements are: consistency in colors and fonts, new buttons, window titles and additional titles in various areas of the windows.

GSA Module

The GSA module is an integrated and comprehensive solution specifically designed for airline cargo General Sales Agents who service both freight forwarders and end-customers. It addresses all the facets of the GSA business, including airwaybill processing, airwaybill inventory, support of multiple airlines, automatic rating, all document generation, customer billing, and flight processing.

Add-On

Quotations Module

A new module – Quotes – has been developed for creating and managing quotations. This module is integrated with the Air and Ocean Import Module so that open quotations can be displayed via the File OP Center and prices can be retrieved from approved quotations.

Add-On

Tariff Check FCL

The new Tariff Check FCL (AITN18) option can be used to compare shipping company prices for full containers (up to three), by ports and up to three container types. The results include the freight prices and the surcharges of the specified shipping companies.

Add-On As part of the CRM system

Client Balance

The Client Balance option (CC2) has been developed to provide an up-to-date picture of a client's account, including balances, postponed checks, and uninvoiced open amounts from all applications. The information is collected from the Accounting system as well as the operational modules. The client's balance can be presented by application.


Improvements in Distribution Lists

New fields have been added to the dialog box of the New Distribution List (CON4) option for limiting a distribution list by Job Title and Interest Area. The field Application can be used to limit the list to use in specific applications.

The Contact List option displays the contact people included in a distribution list and enables users to exclude contacts by marking them.

Container Control

The Container Control module is now integrated with the Ocean Import and Ocean Export modules, so that in the case of full containers in a file, the container will be opened also in the Container Control module.



Account Management

Instructions

The Instructions mechanism is now applied to the Account Entry option.

Reason for Blocking Account

A new field – Block Reason – has been added to the dialog box of the Block/Release option (AC17), where the reason for blocking an account can be entered. This field can also be used to retrieve accounts that have been blocked for a certain reason: selecting a reason and clicking the Retrieve button displays the relevant accounts.

Blocking an account and entering a reason generates an event.

Permissions by Groups

A new feature in the Group Definition (AC9) option serves to define permissions per group of business partners. For each partner group, it is possible to define the allowed action (view, add, update, etc.). This permission applies to all the dialog boxes of the Account Entry option (AC1), to all the partner accounts associated with the group.



Tariffs

Tariff with Status

While entering a rate in a tariff, it is possible to define a function that checks the existence of a status in an entity. The rate in a file will be calculated when the status exists in the Follow Up dialog box of the file.


Event for Applied Tariff

Applying a tariff to a service type generates an event that includes the data that activated the tariff and the rate. In this way, the system documents the data contained in the file at the time of price calculation.

Accounting

Third Party VAT

A new mechanism has been developed for handling “third party VAT”. It handles and stores the VAT amounts to be paid by third parties. At the end of the invoice generation procedure, a dialog box appears for entering the VAT amount per service type. This information can be printed on the issued invoice.



Payment Entry with Check

When entering a payment that includes a payment by means of a check, a journal transaction is posted for this check in the vendor account. This makes it possible to properly report VAT amounts.

Instructions

A new view place has been added to Instruction definitions: Payment Entry. Instructions that are defined with this view place will be displayed when activating the Payment Entry dialog box.

Agent Transactions

A date field has been added to the Agent Transactions (AFT1) dialog box, for entering the value date of the displayed transaction (value date of the vendor).