



Unifreight Shipping V5.0

Release Notes

Copyright Notice

Unifreight Version 5.0. This edition published 2010.

Copyright © 2010 by Amital Data Ltd. All rights reserved. Unifreight is a trademark of Amital Data Ltd. Other brand and product names are trademarks or registered trademarks of their respective holders.

This document contains proprietary information which is protected by copyright. No part of this document may be photocopied, reproduced, or translated without the prior consent of Amital Data Ltd.

The information in this document is subject to change without prior notice and does not represent a commitment on the part of Amital Data Ltd. Amital Data Ltd. assumes no responsibility for any errors that may appear in this document.

Amital Data Ltd. products are continually improved and enhanced: therefore, the product features depicted in this document are subject to design change at any time.

Document: Rev. 1, April 18, 2010

Table of Contents


ABOUT THE RELEASE NOTES	6
UNIFREIGHT SHIPPING	7
GATEPASS TRANSMISSION	7
STORING EMPTY CONTAINER MESSAGES	7
OPENING EXPORT FILES FROM BILL OF LADING MESSAGE	7
PROFORMA INVOICES	7
PRINTING INVOICES VIA THE FORM GENERATOR.....	7
INFRASTRUCTURE.....	8
PREDEFINED ATTACHMENTS TO MAIL MESSAGES	8
PREVIEW OF SET PRINTOUTS.....	8
SERVICE FOR DELETE OPERATIONS.....	8
GENERAL FEATURES.....	9
NEW GRAPHIC DESIGN	9
GSA MODULE	9
QUOTATIONS MODULE	9
TARIFF CHECK FCL.....	9
CLIENT BALANCE	9
IMPROVEMENTS IN DISTRIBUTION LISTS	10
CONTAINER CONTROL	10
ACCOUNT MANAGEMENT	10
TARIFFS	10
ACCOUNTING.....	11
INSTRUCTIONS	11
AGENT TRANSACTIONS.....	11

About the Release Notes

This Release Notes document describes the novelties, changes and enhancements that were introduced in Versions 5.0 of Unifreight Shipping. It is organized according to Unifreight Shipping modules.

The following icons have been used in the document:

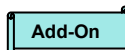
 **Add-On** Indicates an Add-On feature that has to be purchased separately. For a price quotation, please refer to Amital Data.

 **Custom** Indicates a feature that needs to be customized. For a price quotation, please refer to Amital Data.

Unifreight Shipping


Gatepass Transmission

A new field has been added to the Gatepass transmission dialog box for entering the company tax ID and the port ID number of the party that will release the containers and deliver them to external storage. This information is now transmitted together with other gatepass details.



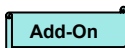
Storing Empty Container Messages

In the Container Control module, when the COEMTY message is received from a port regarding empty containers for the shipping agent, this information can be stored in the Document Management system in the form of a report that can be viewed at any time.




Opening Export Files from Bill of Lading Message

The system can now open export files automatically based on incoming bill of lading transmissions.



Proforma Invoices

It is now possible to generate and trace temporary proforma invoices.



Printing Invoices via the Form Generator

The new Form Generator can be used to generate invoices and send them to customers in PDF format.



Infrastructure

Predefined Attachments to Mail Messages

It is now possible to define for a message in the Messages Library, that a document stored via the Document Management system will be automatically attached to it every time that message is sent.

Preview of Set Printouts

Each report in a set of reports (Group print option) can be viewed in Preview mode.

Service for Delete Operations

A new service has been developed for deleting temporary files such as those in the Workdir folder, old data and tasks that have already been handled, according to a predefined scheduled.

General Features

New Graphic Design

Unifreight Version 5.0 is supplied with new design features that provide the user with better graphic functionality and control of the user interface elements. Some of the improvements are: consistency in colors and fonts, new buttons, window titles and additional titles in various areas of the windows.

GSA Module

The GSA module is an integrated and comprehensive solution specifically designed for airline cargo General Sales Agents who service both freight forwarders and end-customers. It addresses all the facets of the GSA business, including airwaybill processing, airwaybill inventory, support of multiple airlines, automatic rating, all document generation, customer billing, and flight processing.

Add-On

Quotations Module

A new module – Quotes – has been developed for creating and managing quotations. This module is integrated with the Air and Ocean Import Module so that open quotations can be displayed via the File OP Center and prices can be retrieved from approved quotations.

Add-On

Tariff Check FCL

The new Tariff Check FCL (AITN18) option can be used to compare shipping company prices for full containers (up to three), by ports and up to three container types. The results include the freight prices and the surcharges of the specified shipping companies.

Add-On As part of the CRM system

Client Balance

The Client Balance option (CC2) has been developed to provide an up-to-date picture of a client's account, including balances, postponed checks, and uninvoiced open amounts from all applications. The information is collected from the Accounting system as well as the operational modules. The client's balance can be presented by application.


Improvements in Distribution Lists

New fields have been added to the dialog box of the New Distribution List (CON4) option for limiting a distribution list by Job Title and Interest Area. The field Application can be used to limit the list to use in specific applications.

The Contact List option displays the contact people included in a distribution list and enables users to exclude contacts by marking them.

Container Control

The Container Control module is now integrated with the Ocean Import and Ocean Export modules, so that in the case of full containers in a file, the container will be opened also in the Container Control module.



Account Management

Instructions

The Instructions mechanism is now applied to the Account Entry option.

Reason for Blocking Account

A new field – Block Reason – has been added to the dialog box of the Block/Release option (AC17), where the reason for blocking an account can be entered. This field can also be used to retrieve accounts that have been blocked for a certain reason: selecting a reason and clicking the Retrieve button displays the relevant accounts.

Blocking an account and entering a reason generates an event.

Permissions by Groups

A new feature in the Group Definition (AC9) option serves to define permissions per group of business partners. For each partner group, it is possible to define the allowed action (view, add, update, etc.). This permission applies to all the dialog boxes of the Account Entry option (AC1), to all the partner accounts associated with the group.



Tariffs

Tariff with Status

While entering a rate in a tariff, it is possible to define a function that checks the existence of a status in an entity. The rate in a file will be calculated when the status exists in the Follow Up dialog box of the file.


Event for Applied Tariff

Applying a tariff to a service type generates an event that includes the data that activated the tariff and the rate. In this way, the system documents the data contained in the file at the time of price calculation.

Accounting

Third Party VAT

A new mechanism has been developed for handling “third party VAT”. It handles and stores the VAT amounts to be paid by third parties. At the end of the invoice generation procedure, a dialog box appears for entering the VAT amount per service type. This information can be printed on the issued invoice.



Payment Entry with Check

When entering a payment that includes a payment by means of a check, a journal transaction is posted for this check in the vendor account. This makes it possible to properly report VAT amounts.

Instructions

A new view place has been added to Instruction definitions: Payment Entry. Instructions that are defined with this view place will be displayed when activating the Payment Entry dialog box.

Agent Transactions

A date field has been added to the Agent Transactions (AFT1) dialog box, for entering the value date of the displayed transaction (value date of the vendor).